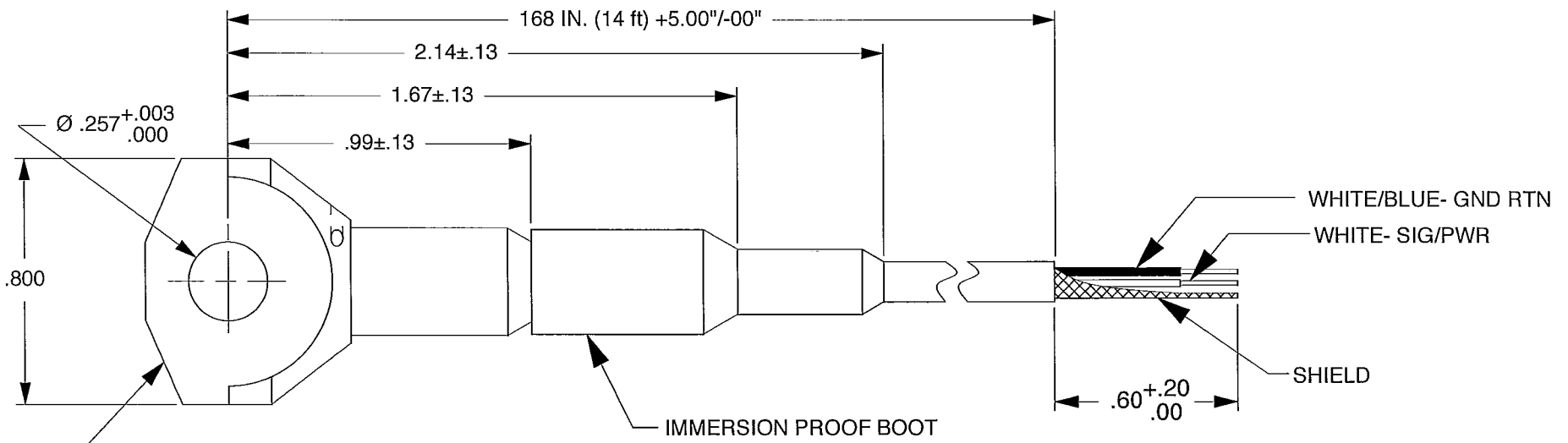
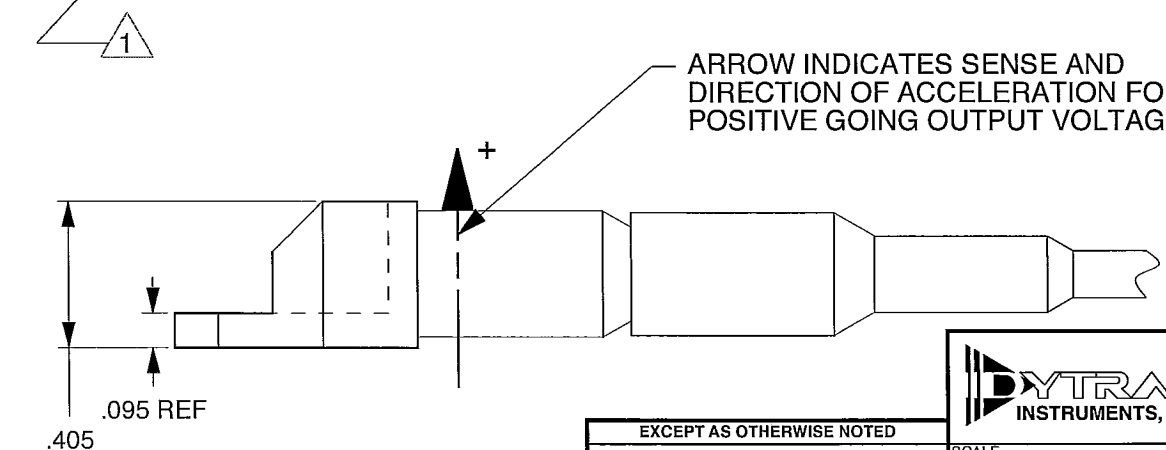


REV	ECN	DESCRIPTION	BY/DATE	CHK	APPR
F	9402	ADDED NOTE 1. HOUSING MATERIAL: 300 SERIES STAINLESS STEEL	RA 11/30/12	EM 12/4/12	DV



CABLE JACKET
MAT'L: TEFZEL

ARROW INDICATES SENSE AND
DIRECTION OF ACCELERATION FOR
POSITIVE GOING OUTPUT VOLTAGE



1 HOUSING MATERIAL: 300 SERIES
STAINLESS STEEL.

EXCEPT AS OTHERWISE NOTED

ALL DIMENSIONS IN INCHES
TOLERANCE: .XXX = ± .005 .XX = ± .010

SURFACE FINISH
EXCEPT AS NOTED ✓

BREAK EDGES TO DEBURR
RADIUS OR CHAMFER

THESE DIAS ⊕ TO - T.I.R.

FILLETS - - MAX RAD.

		MASTER ONLY IF IN RED		CHATSWORTH, CA.	
SCALE	2X	REV	DATE	ECN	SEE REV BLK
DATE	2/26/02	PART NO. MODEL 3079A			
DRAWN	N.C.	CHECKED	R.A.	MAT'L -	
APPROVED	N.C.	5/14/03	NEXT ASSEMBLY	USED ON	3079A
TITLE				DWG NO.	
OUTLINE INSTALLATION DRAWING, MODEL 3079A				127-3079A	
				SHEET 1 OF 1	

	IEPE ACCELEROMETER	REV C, ECN 14311, 06/26/18
--	---------------------------	----------------------------



- HERMETICALLY SEALED
- EXCELLENT LINEARITY

PHYSICAL

Weight (Less Cable), Max
Integral Cable, Radially Mounted
Mounting Provision
Material, Housing/Connector
Sensing Element
Cable Jacket Material

ENGLISH		SI	
0.4	oz	11	grams
2-Wire, Pigtailed End		2-Wire, Pigtailed End	
Ø .257 Thru Hole	in	Ø 6.52 Thru hole	mm
300 Series Steel		300 Series Steel	
Quartz		Quartz	
Tefzel		Tefzel	

PERFORMANCE

Sensitivity, ±5% [1]
Range for ± 5 Volts Output
Frequency Response, ± 10%
Resonant Frequency
Broad Band Resolution [4]
Linearity [2]
Maximum Transverse sensitivity
Strain Sensitivity @ 250µε

10	mV/g	1.02	mV/m/s ²
500	g	4905	m/s ²
1.1 to 3000	Hz	1.1 to 3000	Hz
>26	kHz	>26	kHz
0.007	grms	0.069	m/s ² rms
±1	% F.S.	±1	% F.S.
5	%	5	%
0.012	g/µε	0.12	m/s ² /µε

ENVIRONMENTAL

Maximum Vibration
Maximum Shock
Temperature Range
Seal

600	gpeak	5886	m/s ² peak
3000	gpeak	29430	m/s ² peak
-60 to +250	°F	-51 to +121	°C
Hermetic		Hermetic	

ELECTRICAL

Supply Current Range [3]
Compliance Voltage Range
Output Impedance, Max
Bias Voltage
Discharge Time Constant
Electrical Isolation, Case grounded to the mounting surface

2 to 20	mA	2 to 20	mA
+18 to +30	Volts	+18 to +30	Volts
100	Ω	100	Ω
7 to 9	VDC	7 to 9	VDC
0.3 to 0.8	Sec	0.3 to 0.8	Sec
10	GΩ,min	10	GΩ,min

This family also includes:

Model	Sensitivity (mV/g)	Frequency Response (Hz)	Time Constant (Sec)	Operating Temp (°F)

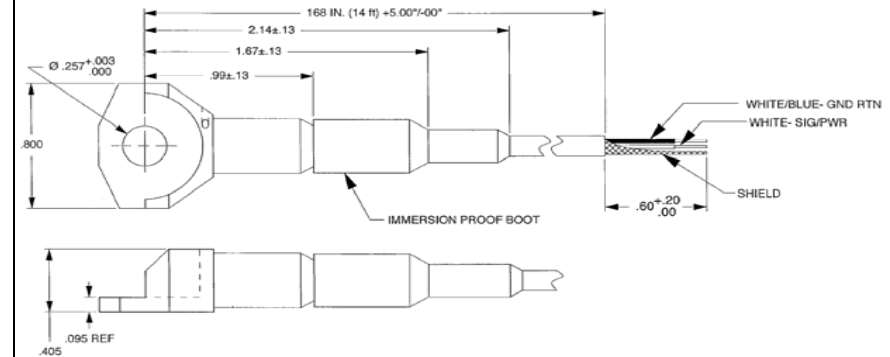
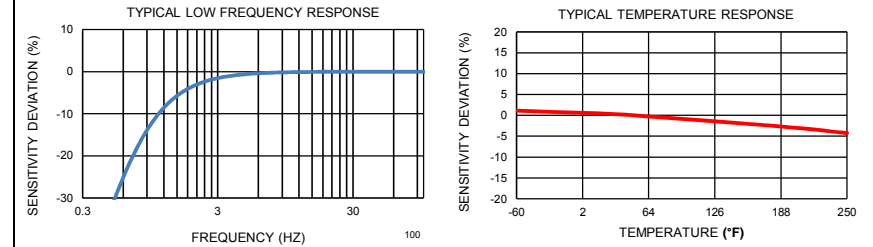
Refer to the performance specifications of the products in this family for detailed description

Supplied Accessories:

- 1) Accredited calibration certificate (ISO 17025)

Notes:

- [1] Measured at 100Hz, 1 grms per ISA RP 37.2.
- [2] Measure using zero-based straight line method, % of F.S. or any lesser range.
- [3] Do not apply power to this system without current limiting, 20 mA MAX. To do so will destroy the IC charge amplifier.
- [4] Typical. Not to exceed 0.010 Grms [0.10 ms⁻²].



Units on the line drawing are in inches, units in brackets are in millimeters. Refer to 127-3079A for more information.

