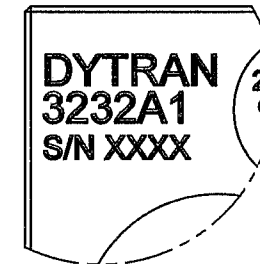
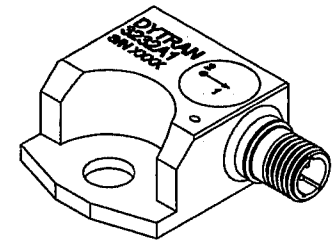
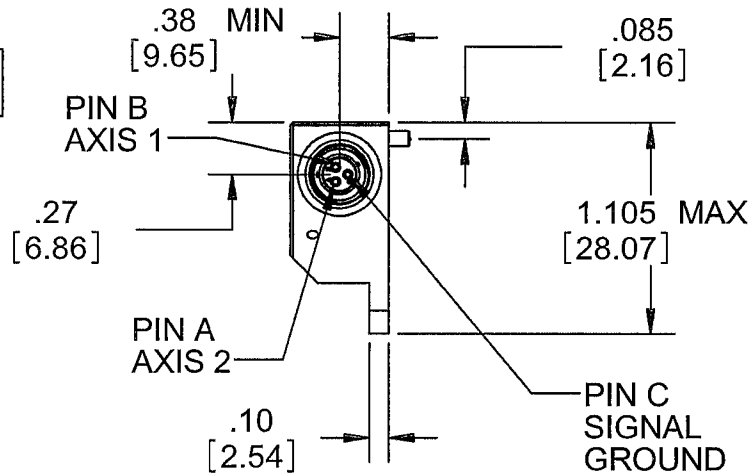
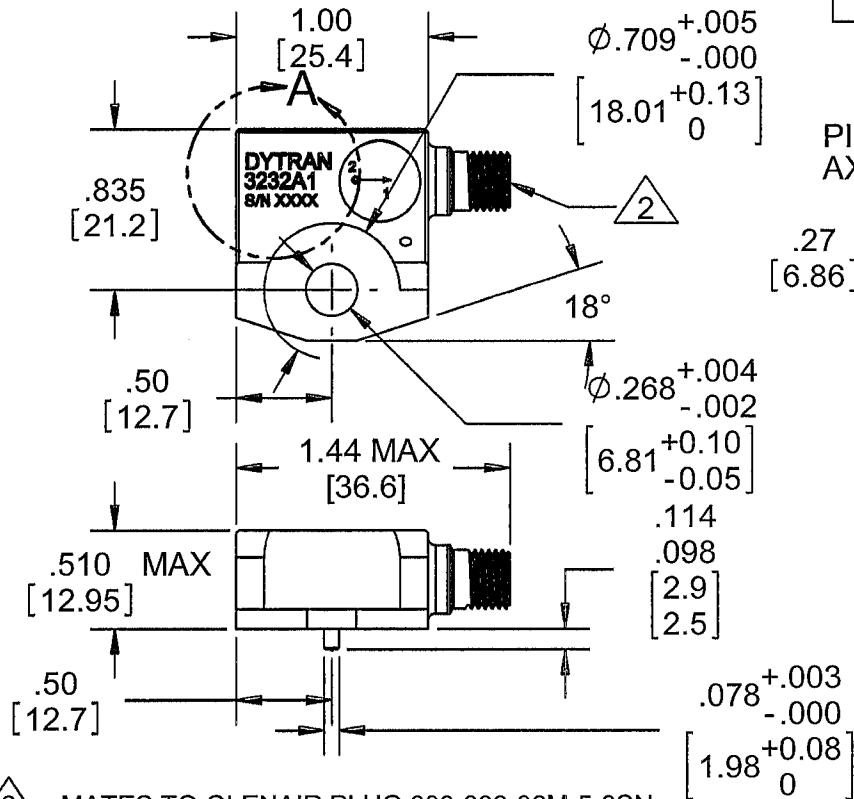


PROPRIETARY AND CONFIDENTIAL

THE INFORMATION CONTAINED IN THIS DRAWING IS THE SOLE PROPERTY OF DYTRAN INSTRUMENTS INC. ANY REPRODUCTION IN PART OR AS A WHOLE WITHOUT THE WRITTEN PERMISSION OF DYTRAN INSTRUMENTS, INC. IS PROHIBITED

REVISIONS

REV.	ECN	DESCRIPTION	BY/DATE	CHK	APPR
B	10292	.114/.098 [2.9/2.5] WAS: .107±.007 [2.7±0.2]	RA 08/21/13	AB	AB



DETAIL A
SCALE 2 : 1

2 MATES TO GLENAIR PLUG 800-009-06M-5-3SN. PINOUT MAY BE ALTERED UPON CUSTOMER'S REQUEST.

1. THE DIRECTIONS OF TWO SENSITIVE AXIS MAY BE ALTERED UPON CUSTOMER'S REQUEST.

NOTES: UNLESS OTHERWISE SPECIFIED

3232A1	USED ON	NEXT ASSY
APPLICATION		
THIRD ANGLE PROJECTION USA		

UNLESS OTHERWISE SPECIFIED:
 INTERPRET DIM & TOL PER ASME Y14.5M - 1994.
 REMOVE BURRS.
 COUNTERSINK INTERNAL THDS 90° TO MAJOR DIA.
 CHAM EXT THDS 45° TO MINOR DIA.
 THD LENGTHS AND DEPTHS ARE FOR MIN FULL THDS.
 THDS PER MIL-S-7742.
 DIMENSIONS APPLY AFTER FINISHING.
 ALL MACHINED SURFACES.
 TOTAL RUNOUT WITHIN .005.
 BREAK SHARP EDGES .005 TO .010.
 MACHINED FILLET RADII .005 TO .015.
 WELDING SYMBOLS PER AWS A2.4.
 ABBREVIATIONS PER MIL-STD-12.

UNLESS OTHERWISE SPECIFIED:
 DIMENSIONS ARE IN INCHES. DIMENSIONS IN BRACKETS [] ARE IN MILLIMETERS
 TOLERANCES ARE:
 INCHES METRIC ANGLES
 .XX ± .03 .X ± 0.8 ± 1°
 .XXX ± .010 .XX ± 0.25

MATERIAL

FINISH

DO NOT SCALE DRAWING

CONTRACT NO.	
APPROVALS	
ORIG	RA
CHK	DV
APP	ANS
APP	
DATE	
08/11/09	
08/19/09	
08/20/09	

DYTRAN INSTRUMENTS, INC. **MASTER COPY** **ONLY IF IMPRINTED**

TITLE: **OUTLINE/INSTALLATION, MODEL 3232A1**

SIZE	CAGE CODE	DWG. NO.	REV
A	2W033	127-3232A1	B

SCALE: 1:1 SOLIDWORKS SHEET 1 OF 1

MODEL NUMBER 3232A1	PERFORMANCE SPECIFICATION	DOC NO. PS3232A1
--------------------------------------	----------------------------------	-----------------------------------

BIAXIAL ACCELEROMETER, IEPE		REV C, ECN 14416, 08/23/18
------------------------------------	--	----------------------------



- **BIAXIAL ACCELEROMETER**
- **INTERNALLY CASE ISOLATED**
- **HERMETICALLY SEALED**

PHYSICAL

Weight
Mounting Provision, integral bracket
Connector (Mighty Mouse), side exit
Material Body

	ENGLISH		SI	
Weight	1.58	oz	45	grams
Mounting Provision, integral bracket	Ø.27 thru hole		Ø.27 thru hole	
Connector (Mighty Mouse), side exit	3 PIN	Type	3 PIN	
Material Body	304L CRES	Material	304L CRES	

PERFORMANCE

Sensitivity +/- 10% [1]	10	mV/g	1.02	mV/ m/s ²
Range F.S. For ± 5 Volts Output	± 500	g pk	± 4905	m/s ² pk
Frequency Range, ± 10%	.33 to 2500	Hz	3.3 to 2500	Hz
Resonant Frequency, NOM	30000	Hz	30000	Hz
Equivalent Electrical Noise Floor	0.007	g rms	0.07	m/s ² rms
Linearity [2]	± 1%	%F.S	± 1%	%F.S
Transverse Sensitivity, Max.	5%		5%	
Strain Sensitivity @250µε	0.012	g/µε	0.12	m/s ² /µε

ENVIRONMENTAL

Maximum Vibration	±500	gpk	±4900	m/s ² pk
Maximum Shock	±5000	gpk	±49000	m/s ² pk
Temperature Range	-60 to +250	°F	-51 to +121	°C
Seal	Hermetic		Hermetic	
Coefficient Of Thermal Sensitivity	0.002	%/°F	0.002	%/°C

ELECTRICAL

Supply Current [3]	2 to 20	mA	2 to 20	mA
Compliance Voltage Range	18 to +30	V	18 to +30	V
Output Impedance TYP	100	Ω	100	Ω
Bias Voltage	+11 to +13	VDC	+11 to +13	VDC
Discharge Time Constant	0.8 - 2	sec	0.8 to 2	sec
Output Signal Polarity [4]	Positive		Positive	
Electrical Isolation [5]	10	GΩ	10	GΩ

This family also includes:

Model	Sensitivity (mV/g)	Range (Gpeak)	Resolution (Grms)	Oper. Temp(°F)	TC (sec)
3232A2	100	50	0.0005	-60 to +250	0.1-0.3

Please, refer to the performance specifications of the products in this family for detailed description.

Supplied Accessories:

- 1) Accredited calibration certificate (ISO 17025)

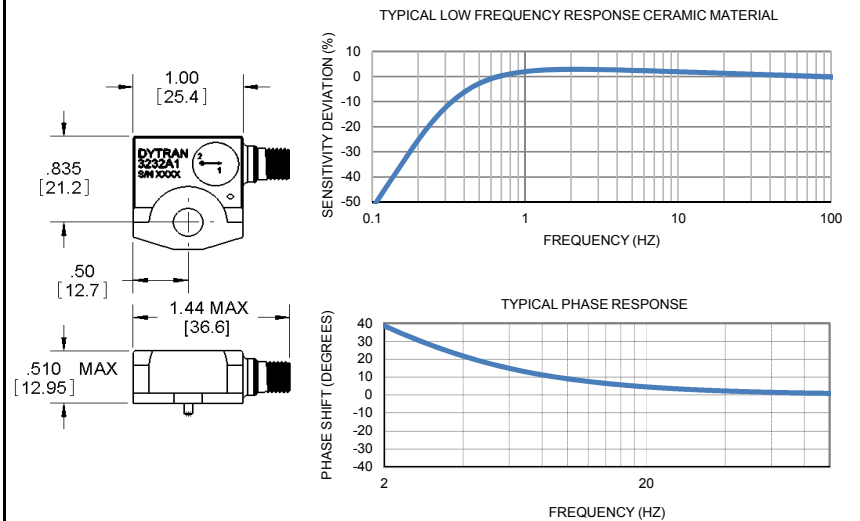
Notes:

- [1] Measured at 100 Hz, 1 grams per ISA RP 37.2.
- [2] Measured using zero-based best straight-line method, % of F.S. or any lesser range.
- [3] Do not apply power to this device without current limiting, 20 mA MAX.

To do so will destroy the integral IC amplifier.

- [4] For acceleration axial with cable axis.

- [5] Electrical ground isolated from sensor case.



Units on the line drawing are in inches, units in brackets are in millimeters. Refer to 127-3232A1 for more information.



21592 Marilla Street, Chatsworth, California 91311 Phone: 818.700.7818 Fax:818.700.7880 www.dytran.com For permission to reprint this content, please contact info@dytran.com