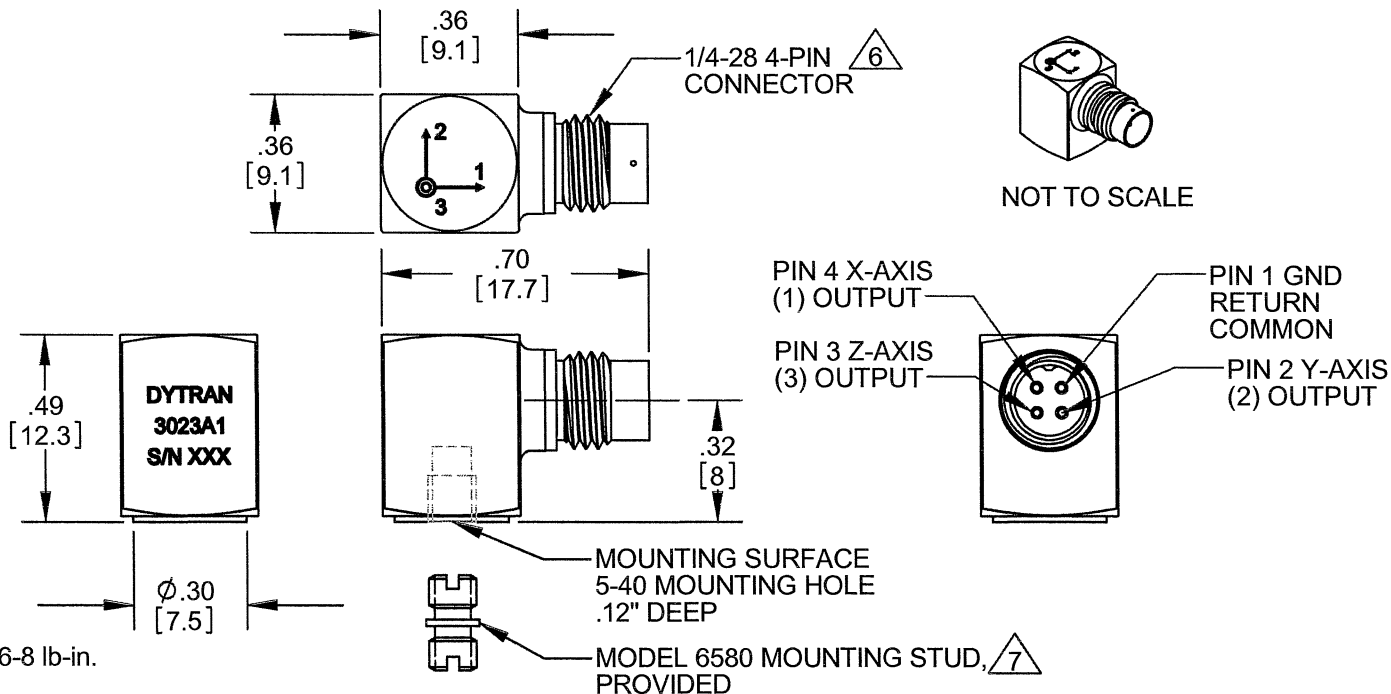


PROPRIETARY AND CONFIDENTIAL

THE INFORMATION CONTAINED IN THIS DRAWING IS THE SOLE PROPERTY OF DYTRAN INSTRUMENTS INC. ANY REPRODUCTION IN PART OR AS A WHOLE WITHOUT THE WRITTEN PERMISSION OF DYTRAN INSTRUMENTS INC. IS PROHIBITED

REVISIONS

REV.	ECN	DESCRIPTION	BY/DATE	CHK	APPR
A	6250	ADDED NOTES 5, 6, & 7, REFORMATTED	RA, 12/04/09	ey	[Signature]



7 RECOMMENDED MOUNTING TORQUE 6-8 lb-in.

6 MATES WITH DYTRAN 6811AXX OR 6824AXX CABLE (XX=LENGTH IN FEET)

5. OPERATIONAL TEMPERATURE: RANGE -60° TO +250°F
4. SENSITIVITY: 5mV/G NOMINAL
3. WEIGHT: 4 GRAMS NOM
2. ARROWS INDICATE ACCELERATION DIRECTION FOR POSITIVE OUTPUT
1. MATERIAL: TITANIUM ALLOY

NOTES: UNLESS OTHERWISE SPECIFIED.

MOUNTING RECOMMENDATIONS:
 PREPARE SURFACE AT LEAST $\phi .30$ [7.5]
 SURFACE FLATNESS MUST BE EQUAL OR BETTER THAN .001 TIR. TAP 5-40 UNC-2B ∇ .120 MIN

UNLESS OTHERWISE SPECIFIED: INTERPRET DIM & TOL PER ASME Y14.5M - 1994. REMOVE BURRS. COUNTERSINK INTERNAL THDS 90° TO MAJOR DIA. CHAM EXT THDS 45° TO MINOR DIA. THD LENGTHS AND DEPTHS ARE FOR MIN FULL THDS. THDS PER MIL-S-7742. DIMENSIONS APPLY AFTER FINISHING. ALL MACHINED SURFACES. TOTAL RUNOUT WITHIN .005. BREAK SHARP EDGES .005 TO .010. MACHINED FILLET RADII .005 TO .015. WELDING SYMBOLS PER AWS A2.4. ABBREVIATIONS PER MIL-STD-12.	UNLESS OTHERWISE SPECIFIED: DIMENSIONS ARE IN INCHES. DIMENSIONS IN BRACKETS [] ARE IN MILLIMETERS TOLERANCES ARE: INCHES METRIC ANGLES .XX ± .03 .X ± 0.8 ± 1° .XXX ± .010 .XX ± 0.25
USED ON	NEXT ASSY
APPLICATION	
THIRD ANGLE PROJECTION USA	

MATERIAL	
FINISH	
DO NOT SCALE DRAWING	

CONTRACT NO.	
APPROVALS	
ORIG	PML 8/18/2005
CHK	PML 8/18/2005
APP	PML 8/18/05
DATE	

Chatsworth, CA

MASTER ONLY IF IN RED

TITLE: **OUTLINE/INSTALLATION DRAWING, MODEL 3023A4**

SIZE A	CAGE CODE 2W033	DWG. NO. 127-3023A4	REV A
SCALE: NONE		SOLIDWORKS	SHEET 1 OF 1

TRI AXIAL IEPE ACCELEROMETER

REV E, ECN 13402, 04/18/17



- **STUD MOUNT**
- **EXCELLENT LINEARITY**
- **ULTRA LOW WEIGHT**

PHYSICAL

	ENGLISH		SI	
Weight, Max.	0.14	oz	4.0	grams
Connector	4- PIN		4- PIN	
Mounting Provision	5-40 Tapped Hole		5-40 Tapped Hole	
Material, Housing/Connector	Titanium Alloy		Titanium Alloy	
Sensing Element	Quartz		Quartz	
Element Style	Shear		Shear	

PERFORMANCE

	ENGLISH		SI	
Sensitivity, -10 / +15% [1]	5	mV/g	0.5	mV/m/s ²
Range for ± 5 Volts Output	±1000	g	±9806.65	m/s ²
Frequency Response	±5%	Hz	1.5 to 4000	Hz
	-5 / +15%	Hz	1.5 to 10000	Hz
Resonant Frequency	> 40	kHz	> 40	kHz
Broad Band Resolution	0.014	Grms	0.137	m/s ² rms
Spectral Noise	1.25Hz	Grms/v(Hz)	0.059	m/s ² rms/v(Hz)
	10Hz	Grms/v(Hz)	0.0196	m/s ² rms/v(Hz)
	100Hz	Grms/v(Hz)	0.0039	m/s ² rms/v(Hz)
	1000Hz	Grms/v(Hz)	0.00098	m/s ² rms/v(Hz)
	10000Hz	Grms/v(Hz)	0.00078	m/s ² rms/v(Hz)
Linearity [2]	1	% F.S.	1	% F.S.
Maximum Transverse Sensitivity	5	%	5	%
Strain Sensitivity @ 250µε	0.006	g/µε	0.06	m/s ² /µε

ENVIRONMENTAL

	ENGLISH		SI	
Maximum Vibration	±1200	Gpeak	±11768	m/s ² peak
Maximum Shock	5000	Gpeak	49033	m/s ² peak
Temperature Range	-60 to +250	°F	-51 to +121	°C
Seal	Hermetic		Hermetic	
Magnetic Sensitivity at 100 Gauss	0.00005	g/Gauss	4.905	m/s ² /T

ELECTRICAL

	ENGLISH		SI	
Supply Current Range [3]	2 to 20	mA	2 to 20	mA
Compliance Voltage Range	18 to 30	Volts	18 to 30	Volts
Output Impedance, Typ	100	Ω	100	Ω
Bias Voltage	7 to 11	VDC	7 to 11	VDC
Discharge Time Constant	0.3 to 1.5	Sec	0.3 to 1.5	Sec
Electrical Isolation	Case Grounded	GΩ,min	Case Grounded	GΩ,min

This family also includes:

Model	Sensitivity (mV/g)	Frequency Response (Hz)	Mounting	Operating Temp (°F)
3023A	10 (-10 to +15%)	1.5 to 10000 (-5 to +15%)	Adhesive	-60 to +250
3023A1	10 (-10 to +15%)	1.5 to 10000 (-5 to +15%)	5-40 Tapped Hole	-60 to +250
3023A2	10 (-10 to +15%)	1.5 to 10000 (-5 to +15%)	10-32 Tapped Hole	-60 to +250
3023A3	5 (-10 to +15%)	1.5 to 10000 (-5 to +15%)	Adhesive	-60 to +250
3023A5	1 (±5%)	1.5 to 10000 (-5 to +15%)	Adhesive	-60 to +250
3023A6	5 (-10 to +15%)	1.5 to 10000 (-5 to +15%)	10-32 Tapped Hole	-60 to +250
3023A9	1 (±10%)	1.5 to 10000 (-5 to +15%)	10-32 Tapped Hole	-60 to +250

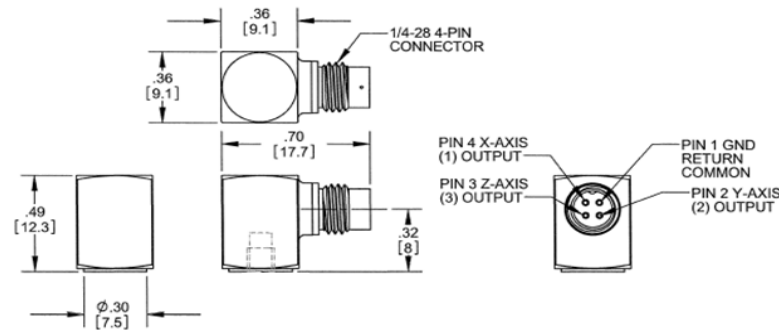
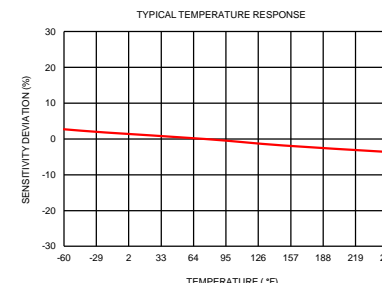
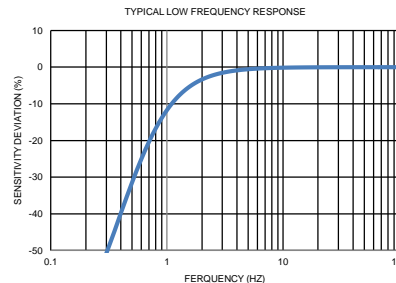
Refer to the performance specifications of the products in this family for detailed description

Supplied Accessories:

- 1) Accredited calibration certificate (ISO 17025)
- 2) Model 6580 Mounting Stud, Quantity 1

Notes:

- [1] Measured at 100Hz, 1 Grms per ISA RP 37.2.
- [2] Measure using zero-based straight line method, % of F.S. or any lesser range.
- [3] Do not apply power to this system without current limiting, 20 mA MAX. To do so will destroy the IC charge amplifier.
- [4] In the interest of constant product improvement, we reserve the right to change specifications without notice.



Units on the line drawing are in inches, units in brackets are in millimeters. Refer to 127-3023A4 for more information.

