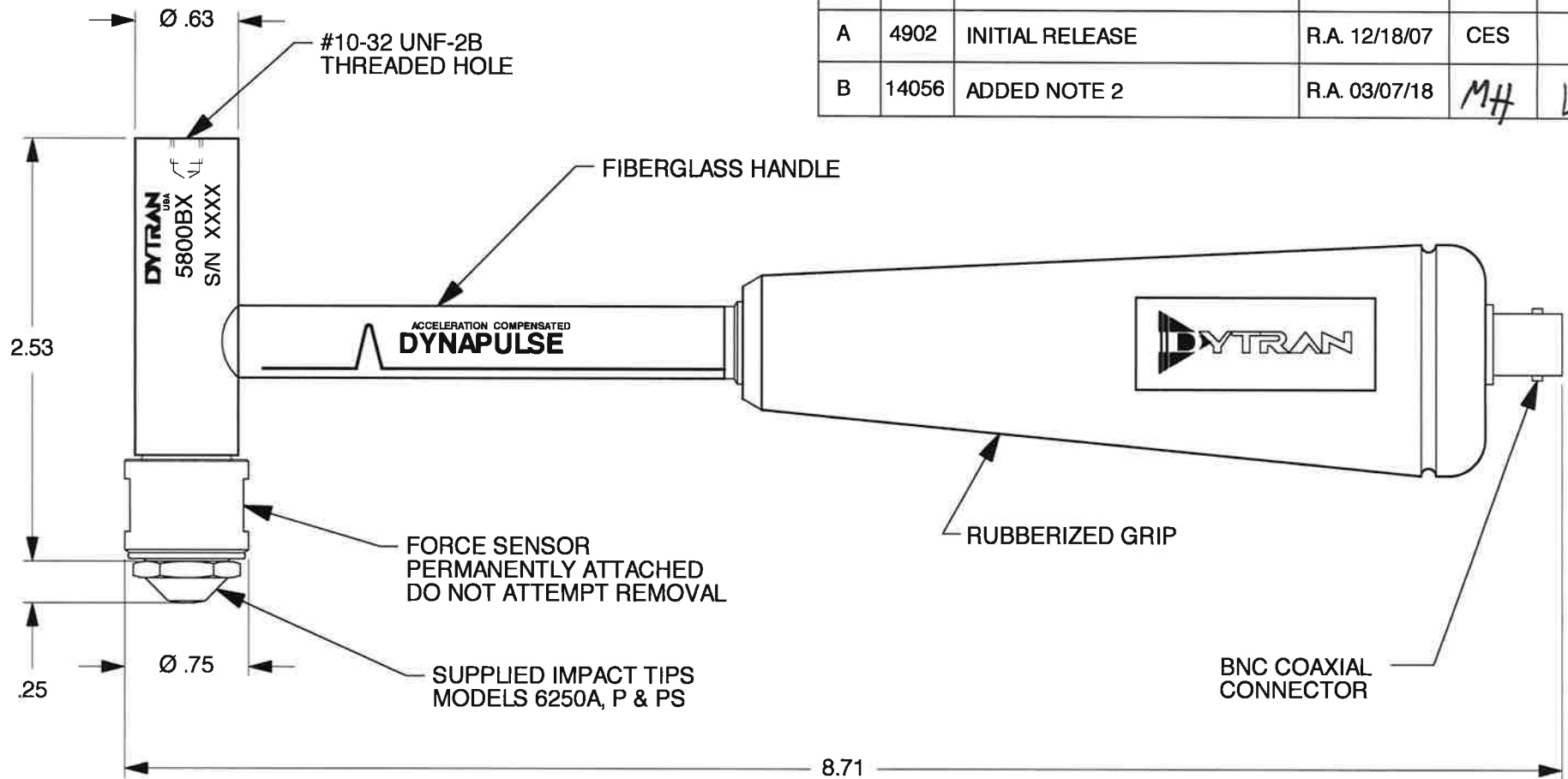


REV	ECN	DESCRIPTION	BY/DATE	CHK	APPR
A	4902	INITIAL RELEASE	R.A. 12/18/07	CES	CES
B	14056	ADDED NOTE 2	R.A. 03/07/18	MH	LN



MODEL NO.	SENSITIVITY
5800B2	100 mV/LbF
5800B3	50 mV/LbF
5800B4	10 mV/LbF
5800B5	5 mV/LbF

2. OPERATING TEMP: -40°C TO +66°C (-40°F TO +151°F)

1. HEAD WEIGHT - 100 GRAMS, TOTAL WEIGHT-220 GRAMS

		MASTER ONLY IF IN RED		CHATSWORTH, CA.	
SCALE	1X	REV	-	DATE	SEE REV BLOCK
DATE	6/17/00	PART NO.		ECN	-
DRAWN	N.C.	CHECKED	CES	MAT'L	
APPROVED	CES		NEXT ASSEMBLY	USED ON	
TITLE				DWG NO.	
OUTLINE/INSTALLATION DRAWING, IMPULSE HAMMER SERIES 5800B				127-5800B	
SHEET 1 OF 1					

Model Number 5800B4	PERFORMANCE SPECIFICATION	DOC NO PS5800B4
	IMPULSE HAMMER	REV B, ECN 14056, 03/06/18



- ACCELERATION COMPENSATED
- EXCELLENT LINEARITY
- INTERCHANGABLE IMPACT TIPS

This family also includes:

Model	Sensitivity (mV/Lb)	Range (Lb. Force)	Max. Force (Lb. Force)	Discharge T.C. (sec)
5800B1	500	10	200	5
5800B2	100	50	1000	20
5800B3	50	100	1000	50
5800B5	5	1,000	2000	300
5801B4	10	500	6000	170
5801B5	5	1,000	8000	300
5801B6	1	5,000	8000	1700

Refer to the performance specifications of the products in this family for detailed description.

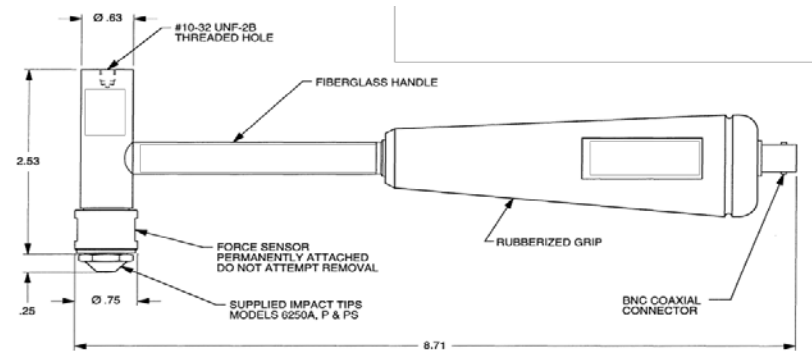
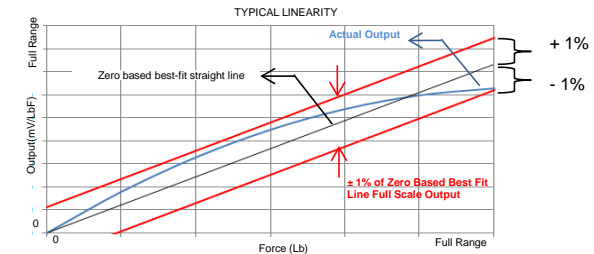
Supplied Accessories:

- 1) Accredited calibration certificate (ISO 17025)
- 2) Impact tips: 1X Model 6250A (aluminum), 1X Model 6250P (plastic), 1X model 6250PS (soft plastic)

Notes:

- [1] Percent of full scale or any lesser range, Zero based best-fit straight line method.
- [2] In the interest of constant product improvement, we reserve the right to change specifications without notice.

	ENGLISH		SI	
PHYSICAL				
Weight, Head	3.5	oz	100	grams
Connector	BNC		BNC	
Head	Material	Stainless Steel	Material	Stainless Steel
Handle	Material	Fiberglass	Material	Fiberglass
Impact Tips	Material	Aluminum / Plastic	Material	Aluminum / Plastic
Sensing Element	Material	Quartz	Material	Quartz
	Mode	Compression	Mode	Compression
PERFORMANCE				
Sensitivity, $\pm 10\%$	10	mV/LbF	2.2	mV/N
Range	500	Lbs. Force	2224	N
Maximum Force	1,000	Lbs. Force	4448	N
Linearity [1]	± 1	% Full Scale	± 1	% Full Scale
Resonant Frequency	75	kHz	75	kHz
Stiffness, Force Sensor	11.4	Lb/ μ in	2.0	kN/ μ m
ELECTRICAL				
Output Voltage F.S	± 5	V	± 5	V
Output Impedance, Max	100	Ω	100	Ω
Bias Voltage	7 to 12	VDC	7 to 12	VDC
Compliance Voltage Range	18 to 30	VDC	18 to 30	VDC
Supply Current Range	2 to 20	mA	2 to 20	mA
Discharge Time Constant, Nom	170	Sec	170	Sec
ENVIRONMENTAL				
Operating Temperature	-40 to +151	$^{\circ}$ F	-40 to +66	$^{\circ}$ C



Units on the line drawing are in inches, units in brackets are in millimeters. Refer to 127-5800B for more information.



21592 Marilla Street, Chatsworth, California 91311 Phone: 818.700.7818 Fax: 818.700.7880 www.dytran.com
 For permission to reprint this content, please contact info@dytran.com