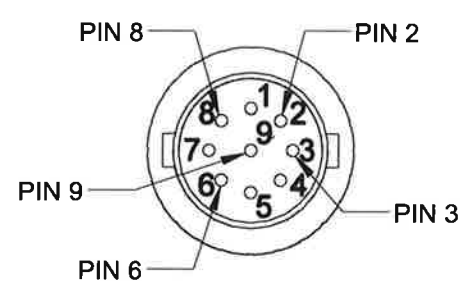
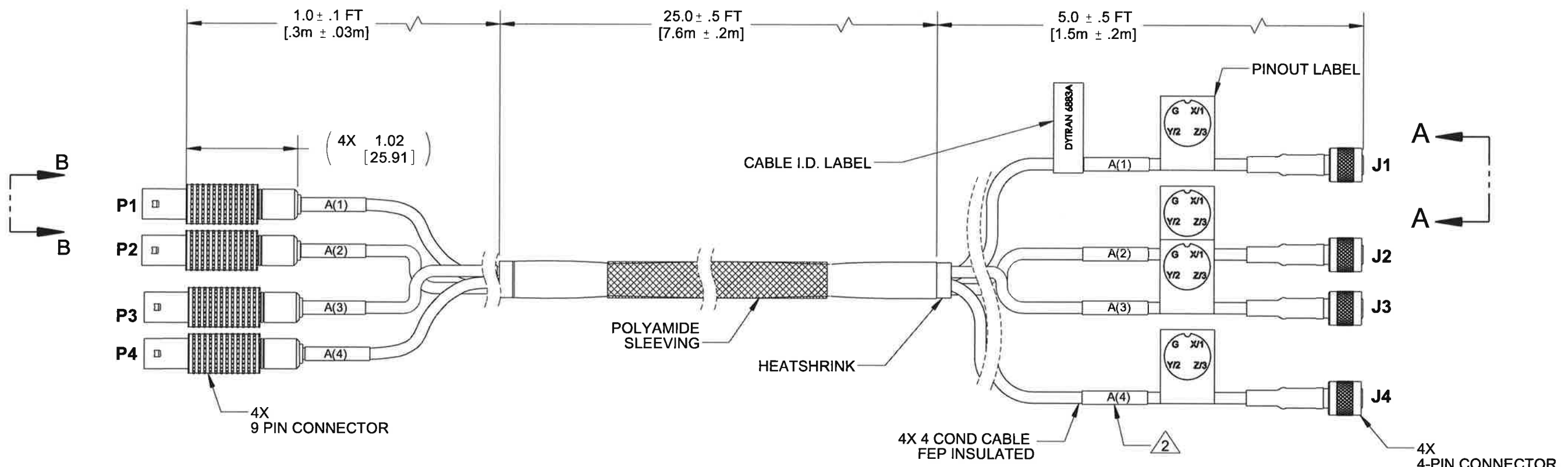


PROPRIETARY AND CONFIDENTIAL

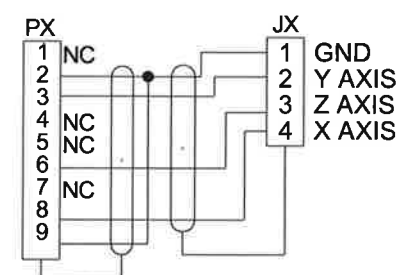
THE INFORMATION CONTAINED IN THIS DRAWING IS THE SOLE PROPERTY OF DYTRAN INSTRUMENTS INC. ANY REPRODUCTION IN PART OR AS A WHOLE WITHOUT THE WRITTEN PERMISSION OF DYTRAN INSTRUMENTS INC. IS PROHIBITED

REVISIONS

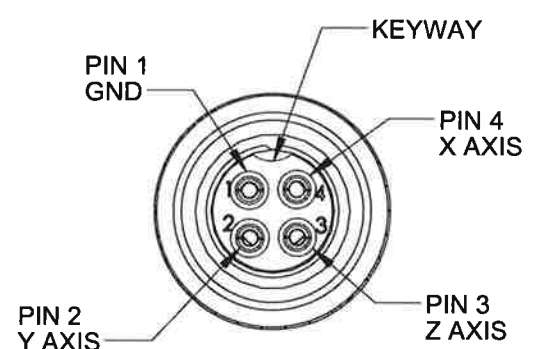
REV.	ECN	DESCRIPTION	BY/DATE	CHK	APPR
F	11346	ADDED SHIELD TO SCHEMATIC DIAGRAM	LN 10/01/14	MH	DV
G	12758	UPDATED DRAWING VIEWS. ADDED CABLE SPEC TABLE	NDC 07/14/16	LW	AS



VIEW B-B  
SCALE 3:1  
4X



SCHEMATIC DIAGRAM  
4X



VIEW A-A  
SCALE 2:1  
4X

4 CONDUCTOR, SHIELDED CABLE	
CONDUCTORS	30 AWG 7/38 SILVER PLATED COPPER
TEMP	-65°C (-85°F) TO +200°C (+392°F)
VOLTAGE	250 VOLTS
SHIELD	SILVER PLATED COPPER BRAID, 90% MIN COVERAGE
JACKET	FEP, BLACK, .006/.015 WALL
DIAMETER	.105 MAX

UNLESS OTHERWISE SPECIFIED:  
 INTERPRET DIM & TOL PER  
 ASME Y14.5M - 1994.  
 REMOVE BURRS.  
 COUNTERSINK INTERNAL THDS  
 90° TO MAJOR DIA.  
 CHAM EXT THDS 45° TO MINOR DIA.  
 THD LENGTHS AND DEPTHS ARE FOR  
 MIN FULL THDS.  
 DIMENSIONS APPLY AFTER FINISHING.

ALL MACHINED SURFACES.  
 TOTAL RUNOUT WITHIN .005.  
 BREAK SHARP EDGES .005 TO .010.  
 MACHINED FILLET RADII .005 TO .015.  
 WELDING SYMBOLS PER AWS A2.4.  
 ABBREVIATIONS PER MIL-STD-12.

APPROVALS		DATE
ORIG	EP	01/14/09
CHK	ANS	03/16/09
APP	DV	03/30/09

DO NOT SCALE DRAWING

UNLESS OTHERWISE SPECIFIED:  
 DIMENSIONS ARE IN INCHES.  
 DIMENSIONS IN BRACKETS [ ] ARE IN  
 MILLIMETERS TOLERANCES ARE:

DECIMALS METRIC ANGLES  
 .XX ±.03 .X ± 0.8 ±1°  
 .XXX ±.010 .XX ±0.25

**DYTRAN**  
INSTRUMENTS, INC. Chatsworth, CA

**MASTER**  
ONLY IF IN RED

TITLE: **OUTLINE/INSTALLATION  
DRAWING. MODEL 6883A**

SIZE	CAGE CODE	DWG NO	REV
<b>B</b>	<b>2W033</b>	<b>127-6883A</b>	<b>G</b>

SCALE: 2:3 SHEET 1 OF 1

2 CABLES ARE LABELED A(1) THROUGH A(4).  
 1. TEMPERATURE RATING:-55°C TO 120°C.  
 NOTES: UNLESS OTHERWISE SPECIFIED