

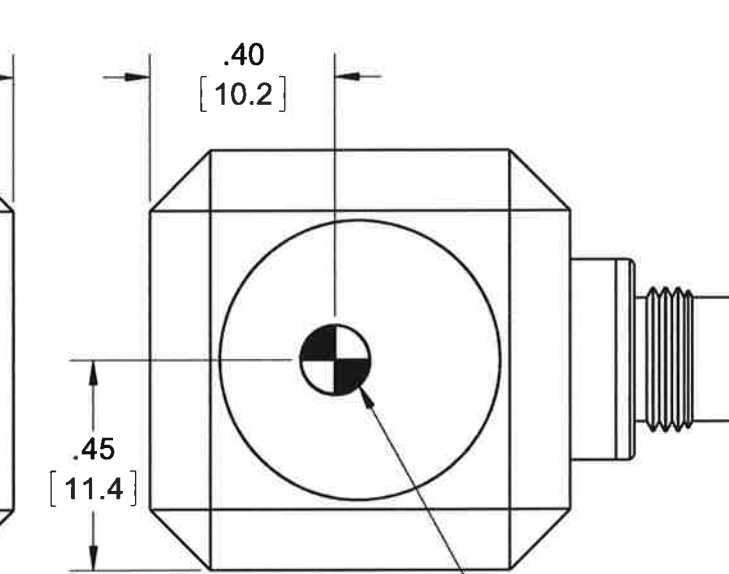
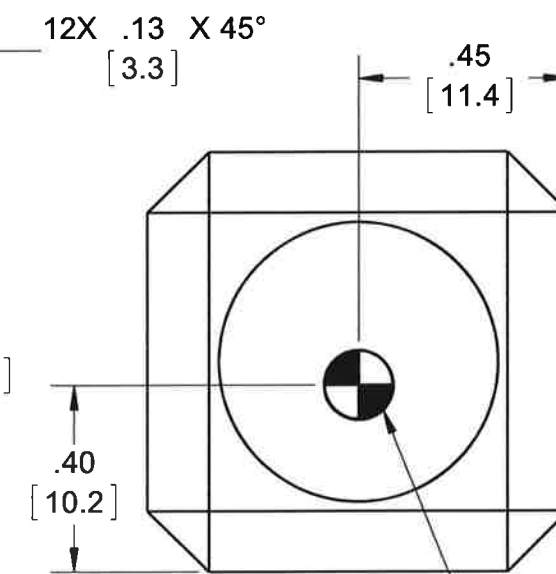
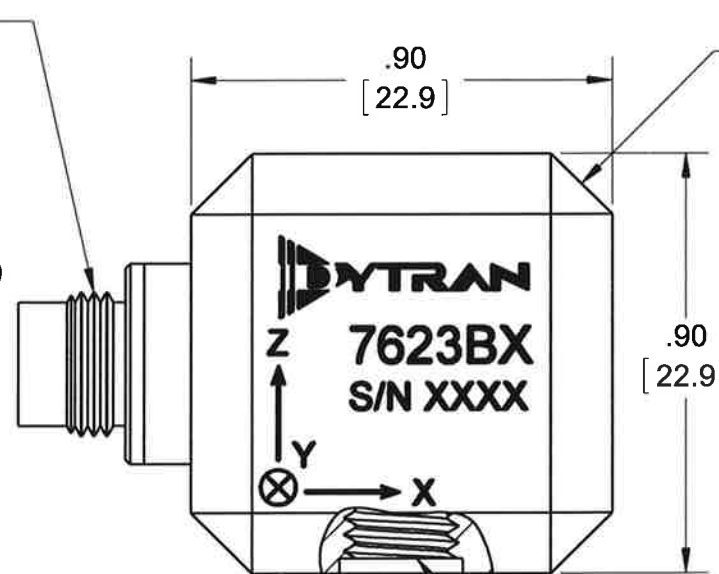
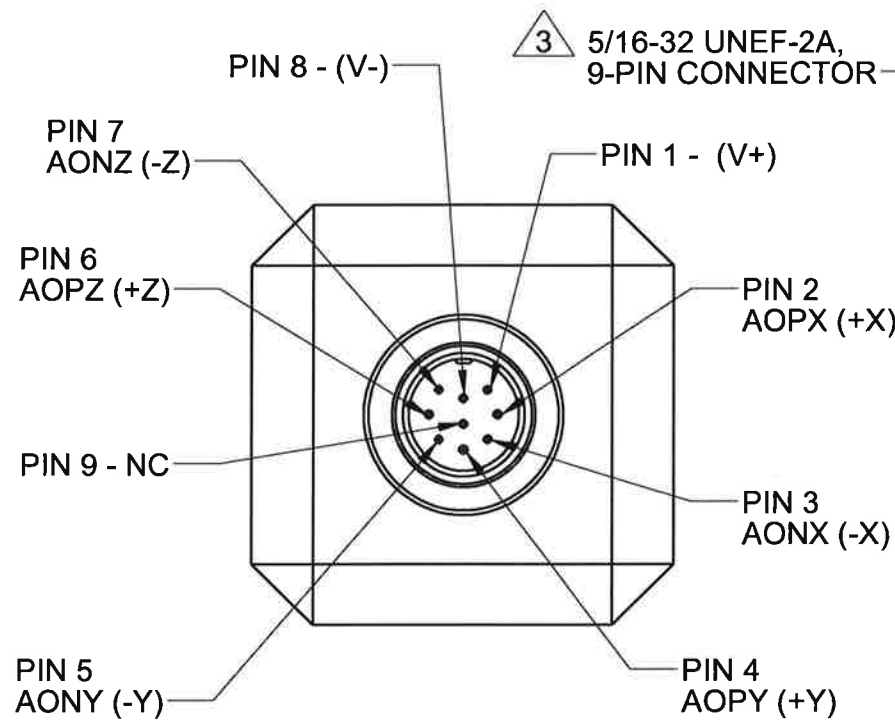
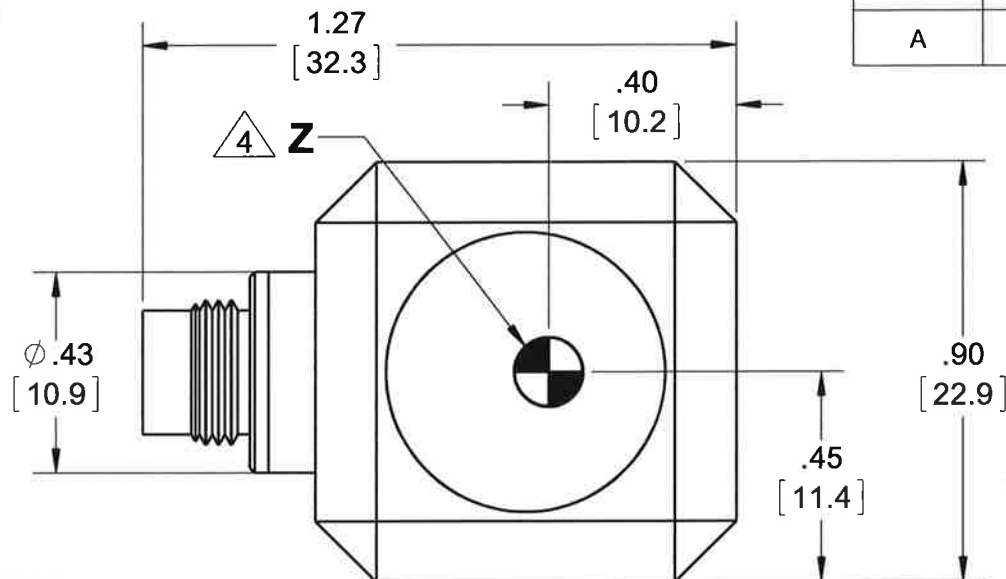
PROPRIETARY AND CONFIDENTIAL

THE INFORMATION CONTAINED IN THIS DRAWING IS THE SOLE PROPERTY OF DYTRAN INSTRUMENTS INC. ANY REPRODUCTION IN PART OR AS A WHOLE WITHOUT THE WRITTEN PERMISSION OF DYTRAN INSTRUMENTS INC. IS PROHIBITED

REVISIONS

REV.	ECN	DESCRIPTION	BY/DATE	CHK	APPR
A	12043	INITIAL RELEASE	LN 06/24/15	EM	[Signature]

MODEL	REV	ECN	DATE	INPUT RANGE
7623B1	A	12043	06/24/15	±2g
7623B2	A	12043	06/24/15	±5g
7623B3	A	12043	06/24/15	±10g
7623B4	A	12043	06/24/15	±25g
7623B5	A	12043	06/24/15	±50g
7623B6	A	12043	06/24/15	±100g
7623B7	A </td <td>12043</td> <td>06/24/15</td> <td>±200g</td>	12043	06/24/15	±200g
7623B8	A	12043	06/24/15	±400g



SEE SHEET 2 FOR MOUNTING PREPARATION

4 MARKING DENOTES LOCATION OF SENSING ELEMENT'S CENTER OF MASS

3 MATES WITH DYTRAN 6964AXX CABLE (XX DENOTES LENGTH IN FT)

2. WEIGHT: 35 GRAMS, MAX.

1. MATERIAL: TITANIUM ALLOY.

NOTES: UNLESS OTHERWISE SPECIFIED

UNLESS OTHERWISE SPECIFIED:  
 INTERPRET DIM & TOL PER ASME Y14.5M - 1994.  
 REMOVE BURRS.  
 COUNTERSINK INTERNAL THDS 90° TO MAJOR DIA.  
 CHAM EXT THDS 45° TO MINOR DIA. THD LENGTHS AND DEPTHS ARE FOR MIN FULL THDS.  
 DIMENSIONS APPLY AFTER FINISHING.

ALL MACHINED SURFACES, TOTAL RUNOUT WITHIN .005. BREAK SHARP EDGES .005 TO .010. MACHINED FILLET RADII .005 TO .015. WELDING SYMBOLS PER AWS A2.4. ABBREVIATIONS PER MIL-STD-12.

UNLESS OTHERWISE SPECIFIED:  
 DIMENSIONS ARE IN INCHES. DIMENSIONS IN BRACKETS [ ] ARE IN MILLIMETERS TOLERANCES ARE:  
 DECIMALS .XX ±.03 .XXX ±.010 METRIC .X ± 0.8 .XX ± 0.25 ANGLES ± 1°

APPROVALS		DATE
ORIG	LN	06/17/15
CHK	EM	6/24/15
APP	[Signature]	8/10/15
DO NOT SCALE DRAWING		



TITLE: **OUTLINE/INSTALLATION DWG, TRIAXIAL DC ACCEL, 5VDC, 7623B SERIES**

SIZE <b>B</b>	CAGE CODE <b>2W033</b>	DWG NO <b>127-7623B</b>	REV <b>A</b>
SCALE: 2:1		SHEET 1 OF 2	

**PROPRIETARY AND CONFIDENTIAL**

THE INFORMATION CONTAINED IN THIS DRAWING IS THE SOLE PROPERTY OF DYTRAN INSTRUMENTS INC. ANY REPRODUCTION IN PART OR AS A WHOLE WITHOUT THE WRITTEN PERMISSION OF DYTRAN INSTRUMENTS INC. IS PROHIBITED

D

D

C

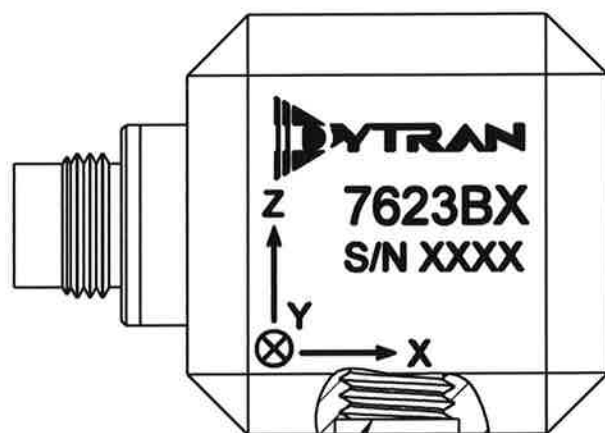
C

B

B

A

A



1/4-28 UNF-2B

(1/4-28)

(M6 X 1)

STUD, MODEL 6360,  
1/4-28 TO 1/4-28, SUPPLIED

STUD, MODEL 6691,  
1/4-28 TO M6 X 1, SUPPLIED

**RECOMMENDED MOUNTING PREPARATION:**  
PREPARE FLAT MOUNTING SURFACE,  $\phi$  1.25 [31.2] MIN, FLAT TO .001 TIR.  
TAP 1/4-28 UNF-2B  $\nabla$  .200 [5.1] MIN. TORQUE TO 10-12 Lb-in.

**RECOMMENDED MOUNTING PREPARATION:**  
PREPARE FLAT MOUNTING SURFACE,  $\phi$  1.25 [31.2] MIN, FLAT TO .001 TIR.  
TAP M6 X 1  $\nabla$  .200 [5.1] MIN. TORQUE TO 10-12 Lb-in.



TITLE: **OUTLINE/INSTALLATION DWG,  
TRIAxIAL DC ACCEL, 5VDC,  
7623B SERIES**

SIZE <b>B</b>	CAGE CODE <b>2W033</b>	DWG NO <b>127-7623B</b>	REV <b>A</b>
------------------	---------------------------	----------------------------	-----------------

SCALE: 2:1	PART NO:	SHEET 2 OF 2
------------	----------	--------------

<b>Model Number</b> 7623B8	<b>PERFORMANCE SPECIFICATION</b>	<b>DOC NO</b> PS7623B8
	<b>TRIAxIAL VARIABLE CAPACITANCE ACCELEROMETER</b>	REV C, ECN 13331, 03/20/17



- VARIABLE CAPACITANCE TECHNOLOGY
- DIFFERENTIAL MODE
- HERMETICALLY SEALED
- DC RESPONSE

	ENGLISH		SI	
<b>PHYSICAL</b>				
Weight, Max	1.2	oz	35	grams
Connector	9-pin, 5/16-32 UNEF-2A	Type	9-pin, 5/16-32 UNEF-2A	
Material	Titanium Alloy		Titanium Alloy	
Sensing Technology	MEMS		MEMS	
<b>PERFORMANCE</b>				
Input Range	±400	g	±3924	m/s <sup>2</sup>
Frequency Response (3dB), Min	0-2000	Hz	0-2000	Hz
Resonant Frequency	3.5	kHz	3.5	kHz
Sensitivity Differential, ±5% [1]	1.25	mV/g	0.127	mV/m/s <sup>2</sup>
Output Noise, Differential, Typ	400	µg rms/√Hz	3,924	µm/s <sup>2</sup> /√Hz
Non-Linearity, Max [2]	0.5	% F.S	0.5	% F.S
Cross Axis Sensitivity, Max	3	%	3	%
<b>ENVIRONMENTAL</b>				
Maximum Mechanical Shock (0.1 ms)	±5000	gpk	±49050	m/s <sup>2</sup> peak
Bias Temperature Shift, Max [3]	111	(ppm of span)/°F	200	(ppm of span)/°C
Operating Temperature Range	-40 to +250	°F	-40 to +121	°C
Seal	Hermetic		Hermetic	
<b>ELECTRICAL</b>				
Output Common Mode Voltage, Typ	2.45	VDC	2.45	VDC
Output Impedance, Nom	1225	Ω	1225	Ω
Operating Voltage	4.9 to 5.1	VDC	4.9 to 5.1	VDC
Operating Current (AOP & AON open), Max	7	mA Dc	7	mA Dc

**This family also includes:**

Model	Input Range (g)	Frequency response (Hz)	Sensitivity Differential, ±5% (mV/g)	Max.Shock (0.1ms)	Noise Differential (µg/√Hz)
7623B1	±2	0-400	250	2000	7
7623B2	±5	0-600	100	2000	12
7623B3	±10	0-1000	50	5000	18
7623B4	±25	0-1500	20	5000	25
7623B5	±50	0-2000	10	5000	50
7623B6	±100	0-2500	5	5000	100
7623B7	±200	0-1750	2.5	5000	200

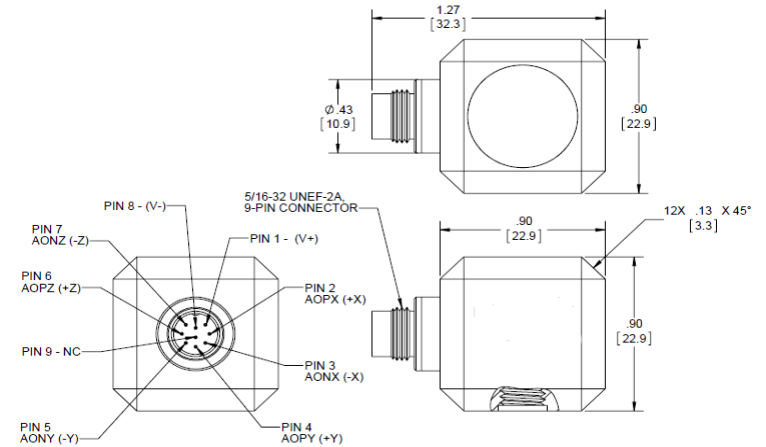
Refer to the performance specifications of the products in this family for detailed description.

**Supplied Accessories:**

- 1) Accredited calibration certificate (ISO 17025)
- 2) Mounting stud, Model 6360, 1/4-28 UNF-2A, Qty 1
- 3) Mounting stud, Model 6691, 1/4-28 UNF-2A to M6 X 1, Qty 1

**Notes:**

- [1] Single ended sensitivity is half of values shown.
- [2] -90% to +90% of Full Scale.
- [3] Over the rated temperature range.
- [4] In the interest of constant product improvement, we reserve the right to change specifications without notice.



Units on the line drawing are in inches. Refer to 127-7623B for more information.



21592 Marilla Street, Chatsworth, California 91311 Phone: 818.700.7818 Fax:818.700.7880 www.dytran.com  
For permission to reprint this content, please contact info@dytran.com