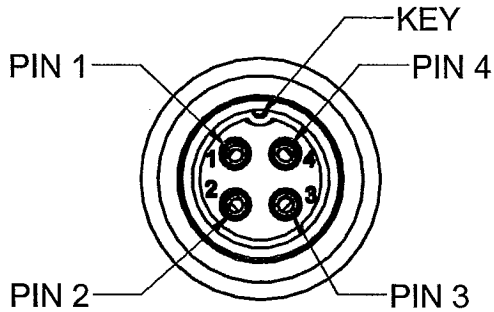


PROPRIETARY AND CONFIDENTIAL

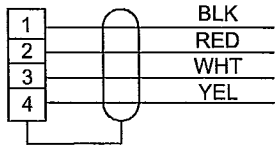
THE INFORMATION CONTAINED IN THIS DRAWING IS THE SOLE PROPERTY OF DYTRAN INSTRUMENTS INC. ANY REPRODUCTION IN PART OR AS A WHOLE WITHOUT THE WRITTEN PERMISSION OF DYTRAN INSTRUMENTS INC. IS PROHIBITED

REVISIONS

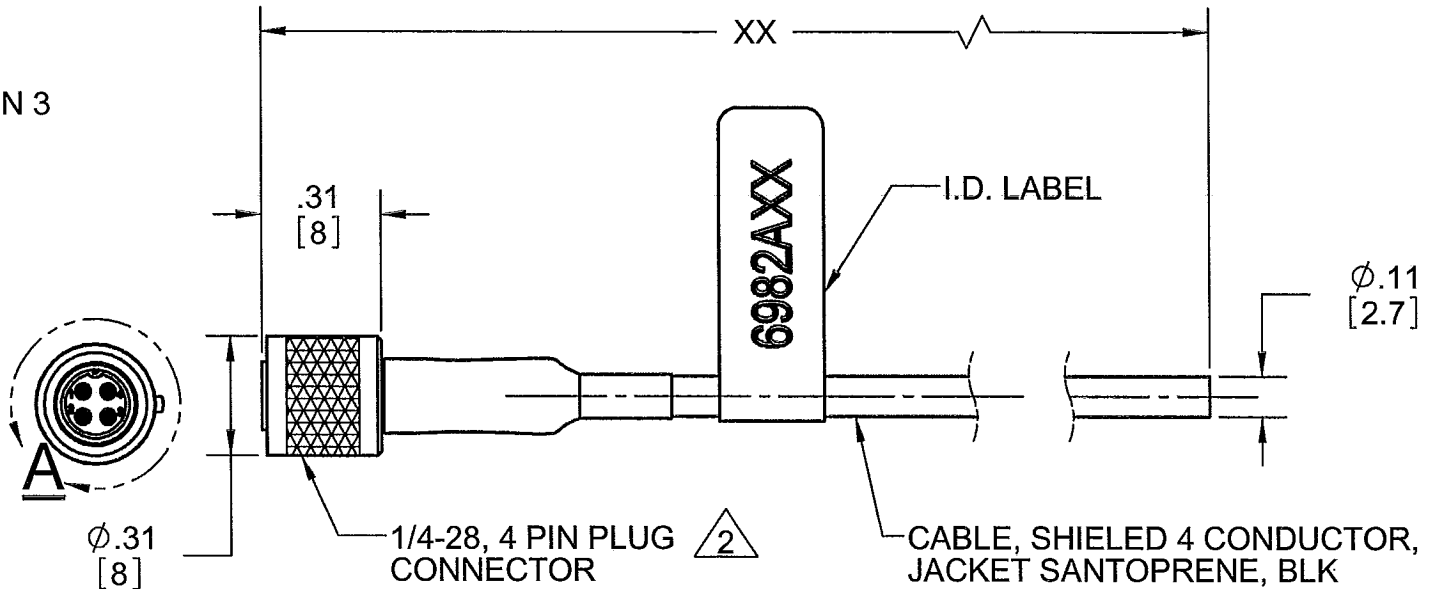
REV	ECN	DESCRIPTION	BY/DATE	CHK	APPR
A	7713	INITIAL RELEASE	RA, 07/21/11	DV	ANS
B	8889	REVISED VIEW OF 1/4-28 CONNECTOR	RA, 07/25/12	<i>RA</i>	<i>RA</i>



DETAIL A
SCALE 4 : 1



SCHEMATIC
DIAGRAM



2 MATES WITH DYTRAN PART NO: 120-0146-01

1 PART NO. 6982AXX (XX DENOTES LENGTH IN FEET)

NOTES: UNLESS OTHERWISE SPECIFIED.

USED ON	NEXT ASSY
APPLICATION	
THIRD ANGLE PROJECTION USA	

UNLESS OTHERWISE SPECIFIED:
 INTERPRET DIM & TOL PER ASME Y14.5M - 1994.
 REMOVE BURRS.
 COUNTERSINK INTERNAL THDS 90° TO MAJOR DIA.
 CHAM EXT THDS 45° TO MINOR DIA.
 THD LENGTHS AND DEPTHS ARE FOR MIN FULL THDS.
 THDS PER MIL-S-7742.
 DIMENSIONS APPLY AFTER FINISHING.

ALL MACHINED SURFACES. ⁶³✓
 TOTAL RUNOUT WITHIN .005.
 BREAK SHARP EDGES .005 TO .010.
 MACHINED FILLET RADII .005 TO .015.
 WELDING SYMBOLS PER AWS A2.4.
 ABBREVIATIONS PER MIL-STD-12

UNLESS OTHERWISE SPECIFIED:
 DIMENSIONS ARE IN INCHES.
 DIMENSIONS IN BRACKETS [] ARE IN MILLIMETERS
 TOLERANCES ARE:
 INCHES METRIC ANGLES
 .XX ± .03 X ± 0.8 ± 1°
 .XXX ± .010 .XX ± 0.25

MATERIAL

FINISH

DO NOT SCALE DRAWING

CONTRACT NO.		
APPROVALS		DATE
ORIG	RA	07/20/11
CHK	DV	8/11/11
APP	ANS	8/11/11
APP		

DYTRAN INSTRUMENTS, INC. **MASTER**
Chatsworth, CA
ONLY IF IN RED

TITLE:
**OUTLINE/INSTALLATION DRAWING,
 6982A, 4-PIN PLUG TO CUTOFF**

SIZE A	CAGE CODE 2W033	DWG. NO. 127-6982A	REV B
SCALE: NONE		SOLIDWORKS	SHEET 1 OF 1